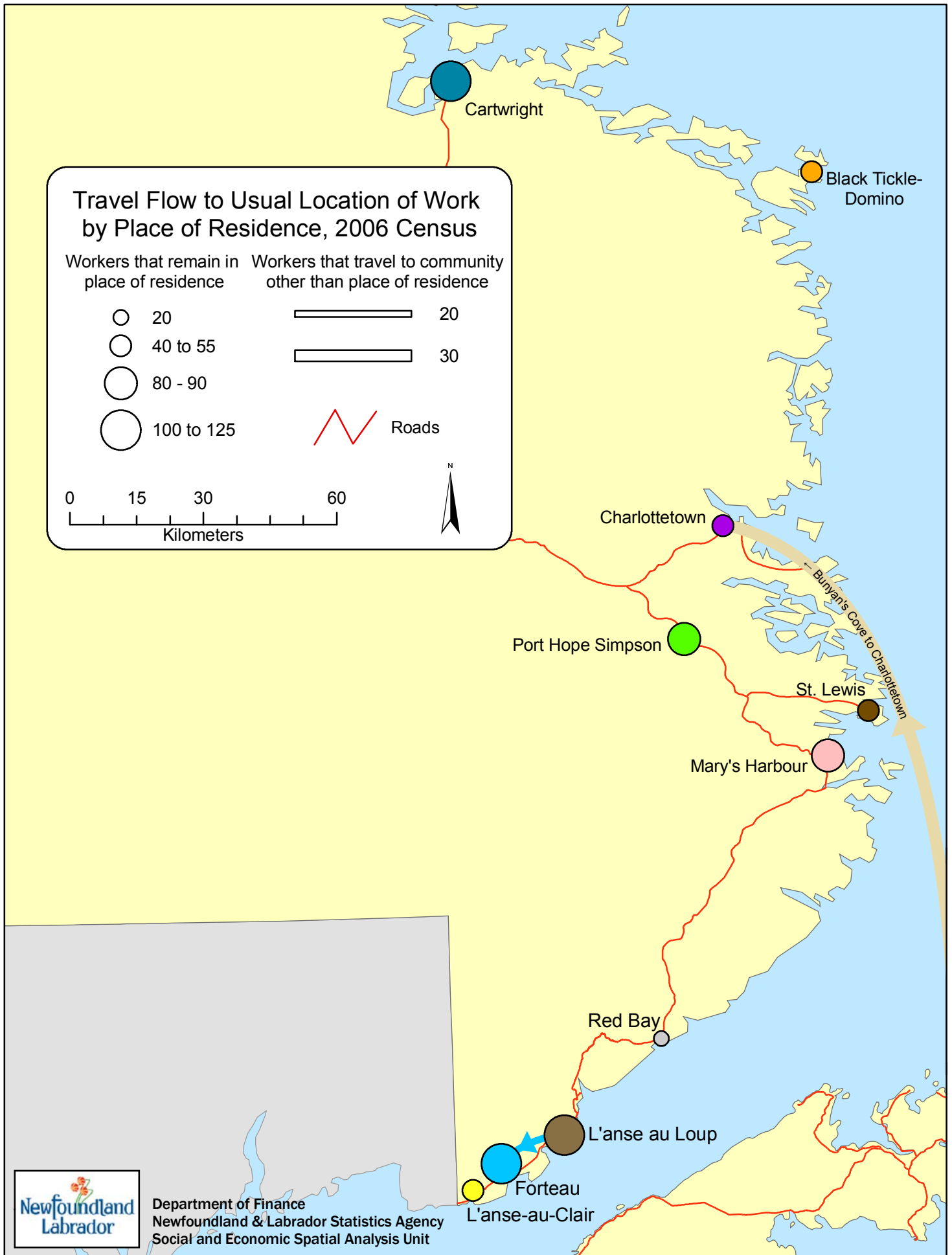
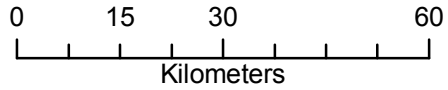
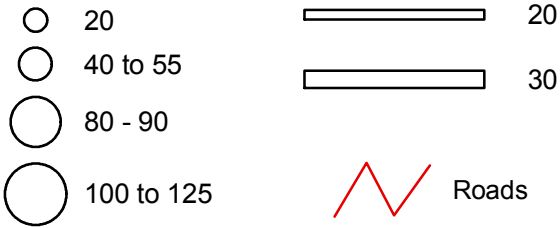


Travel Flow to Usual Location of Work by Place of Residence, 2006 Census

Workers that remain in place of residence Workers that travel to community other than place of residence



Department of Finance
Newfoundland & Labrador Statistics Agency
Social and Economic Spatial Analysis Unit

Notes:

Commuting Flow Census Subdivisions: Sex (3) for the Employed Labour Force 15 Years and Over Having a Usual Place of Work of Census Subdivisions, Flows Greater than or Equal to 20, 2006 Census - 20% Sample Data

Note: Commuting flow table description

This table shows commuting flows between census subdivisions for employed persons having a usual place of work.

Note: Employed (in reference week)

Persons who, during the week (Sunday to Saturday) prior to Census Day (May 16, 2006):

(a) did any work at all for pay or in self-employment or without pay in a family farm, business or professional practice

(b) were absent from their job or business, with or without pay, for the entire week because of a vacation, an illness, a labour dispute at their place of work, or any other reasons.

For additional information, please refer to the 2006 Census Dictionary, catalogue number 92-566-XWE or 92-566-XPE.

Note: Place of work suppression

For place of work tabulations, suppression is required where the labour force population for an area is less than 40. For place of work tables on place of residence and place of work, suppression rules must be applied for both place of residence and place of work areas.

Note: Population 15 years and over who worked since 2005

Refers to those who have worked since January 1, 2005, regardless of whether or not they were in the labour force in the reference week. For additional information, please refer to the 2006 Census Dictionary, catalogue number 92-566-XWE or 92-566-XPE.